

# TOUCH&GO

The professional mail inserter for  
mid-range mailing volumes.



**FPI 4030** Inserting System



YOUR MAIL IS OUR BUSINESS

**INTELLIGENT SOLUTIONS**  
SHOULD BE SIMPLE SOLUTIONS

# FPI 4030 Inserting System

## THE EVOLUTION OF FP INSERTING SYSTEMS CONTINUES:

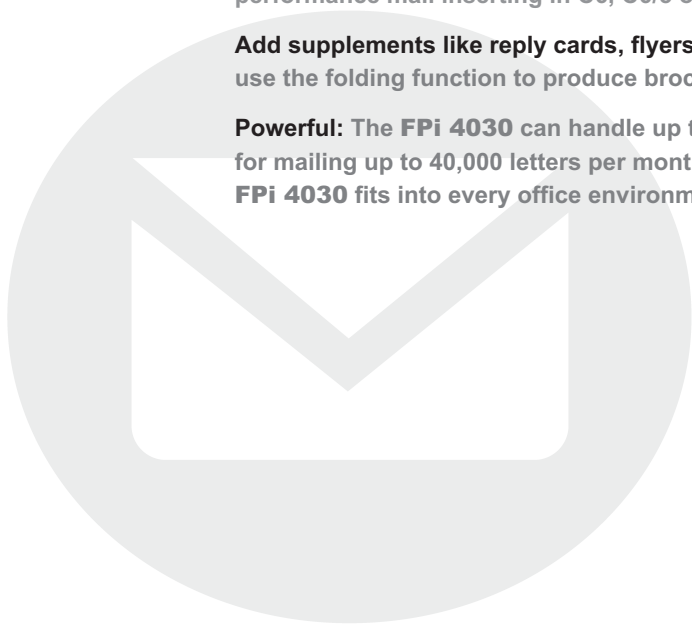
Delegate your entire document mailing operation – business letters, single or multiple-item mailings, invoices, account or wage and salary statements – to an efficient high-performance inserting machine. The ultra-compact **FPI 4030** solves your individual mail handling needs professionally, reliably, quietly and – above all – quickly.

All with an easy to use touchscreen control system.

**Feed and fold material, insert it, and seal the envelope:** The **FPI 4030** delivers the intelligent inserting solution for mid-range mail volumes. Fully-automated, high-performance mail inserting in C6, C6/5 or C5 formats, depending on content.

**Add supplements like reply cards, flyers or return envelopes with ease.** You can also use the folding function to produce brochures without inserting.

**Powerful:** The **FPI 4030** can handle up to 3,500 letters/hour and is the optimal system for mailing up to 40,000 letters per month. Compact in size and quiet in operation, the **FPI 4030** fits into every office environment.



## Optional: 3 Output Configurations

standard envelope hopper  
conveyor  
side-exit



# SECURITY AND EASE OF OPERATION – BENCHMARK CHARACTERISTICS OF THE NEW FPI GENERATION

## Fill&start

The fill&start function makes operation child's play. Simply select a function and start. The system automatically measures envelope and document dimensions before setting the correct folds and starting operation.



## Real sheet control

Insertor monitoring system physically measures the thickness of fed material to detect double-fed documents more reliably than optical monitoring systems. The function can be turned off for the entire machine or for selected stations.

## Eight in one

The powerful yet quiet folding device can handle up to 8 sheets, of various sizes, stapled or loose, in a single operation.

## Innovative Color Touchscreen

All machine functions can be easily and intuitively controlled with the interactive graphic display screen.

Up to 20 programmable jobs (document choice, material orientation, address-position, etc.) can be selected quickly and at any time. Descriptive text and graphic representation assist when setting up, storing and retrieving jobs and when clearing errors.

The simple, intuitive, and logical operating scheme enables employees to safely and easily use the machine without training or practice.

## OPTIONS

### OMR

Document set recognition with optical marks reading (OMR). Electronically scans small marks printed on documents to recognize size and composition of document sets. Perfect for accurate, error-free handling of invoices, account statements and other confidential material.



### 3 Output Configurations

In addition to the standard envelope hopper ①, the FPI 4030 can be equipped with a conveyor ② for staggered envelope stacking or a side-exit ③ with extra-volume envelope hopper or connection to a postage meter.





## VERSATILITY FOR VARIED MAILING NEEDS



### Multi-Functional Feeding Stations

With three automatic feeding stations **4**, the innovative **FPI 4030** is perfectly adapted to meet your varied processing needs. Each station is multi-functional and can handle a variety of document formats.

A Maxifeeder **5** (optional) provides additional document capacity and is especially suitable for handling supplements like return envelopes.

A Special Automatic Station (optional) delivers improved handling of specialized material like glossy or heavier paper.

### Daily-Mail Function


A manual feed chute facilitates optimal processing of miscellaneous daily mail: feed document sets of up to 8 sheets, loose or stapled, by hand.

### Multiple-Sheet Feed

Each station can feed, fold and insert up to 8 sheets per envelope – control with a job preset or optical marks reading (OMR).

### Feeder-Swap

For uninterrupted operation, use two feeders to double loading capacity when handling single-sheet documents (with or without supplements). When one feeder is empty, the machine automatically switches to the second while you reload the first with more material.



### Optional:

Maxifeeder  
Special Automatic Station



# FPI 4030

## FEATURES



### FUNCTIONS

### FPI 4030

<b>Automatic Stations (A4)</b>	3
<b>Multiple-Sheet Feed (A4-document station)</b>	yes
<b>Feeder-Swap</b>	yes
<b>Manual Feed</b> of up to 8-sheets Daily Mail*	yes
<b>Feed Supplements</b> (envelope-sized)	yes
<b>Touchscreen</b>	yes
<b>Piece Counters</b> (job, preset and total)	yes
<b>Fill&amp;start Function</b>	yes
<b>Real sheet control</b>	yes
<b>»No seal«/»no fold« Settings</b>	yes
<b>Quiet Operation for Office Environments</b> (ISO 11203)	yes

### OPTIONS

<b>Maxi-Feeder</b> (for 1,200 A5 or 325 return envelopes)	yes
<b>Special Automatic station</b>	yes (FPI 4030 S)
<b>OMR Function</b> (Level B)	yes
<b>Flexible Reader</b> (adaptable OMR code reading)	yes
<b>Alternative Envelope Outputs:</b>	
Conveyor (for staggered envelope output)	yes
Sideways with high-volume envelope hopper	yes
Sideways with connection for postage meter	yes
<b>Support Furniture</b>	yes

\* (80g/m<sup>2</sup>, single-fold)

### Clamshell Design:

#### No chance for paper jams

An intelligent paper handling path makes paper jams a rarity, but if one should occur – simply lift the cover and remove snagged material.

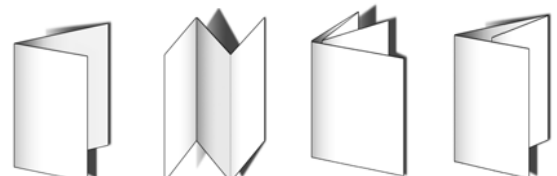


### Document Collection Station

Documents are collected in the correct order and neatly aligned before folding. The collecting station is equipped with automatic paper stops for processing varied document sizes. Change format with uncomplicated menu guidance on the touchscreen.

The right fold transforms an A4 sheet into a small brochure. And a perfect mailing.

Select from all folds commonly used by the modern office: Single-fold, Z-fold, double-parallel fold, C-fold (left-to-right).



# FPI 4030 Inserting System



## TECHNICAL SPECIFICATIONS

<b>Models</b>	
<b>FPI 4030</b>	3 Automatic Stations
<b>FPI 4030 S</b>	2 Automatic Stations, 1 Special Automatic Station
<b>Document Feed</b>	
Document width	130 to 230 mm
Document height	90 to 356 mm
Paper weight	60 g/m <sup>2</sup> to 250 g/m <sup>2</sup> (with/without finish)
Document capacity	975 sheets (80 g/m <sup>2</sup> )
Quantity and weight with multiple-sheet feed	up to 8 sheets 80 g/m <sup>2</sup>
<b>Envelopes</b>	
Sizes	Length 90 to 162 mm, Width 160 to 248 mm
Capacity	325 envelopes
<b>Folding and inserting performance</b>	
Folding capacity	up to 8 sheets 80 g/m <sup>2</sup> , single-fold up to 6 sheets 80 g/m <sup>2</sup> , C-fold
Paper weight	max. 170 g/m <sup>2</sup>
Inserting speed	up to 3,500 letters/h
<b>Job memory</b>	up to 20 jobs
<b>Noise emission</b>	< 63 dB (A) according to ISO 11203
<b>Dimensions in mm (W x H x D)</b> with standard envelope hopper	1,200 x 680 x 420
<b>Weight</b>	80 kg
<b>Certification</b>	CE, IEC 60950

Data subject to change without notice.

